

## National Picture

### National Crime and Policing Measures

Target	Measure	12 months to June 2022	12 months to June 2023	% Change vs Previous Year
Reduce Murder/Homicide	Recorded Homicides	22	14	-36.4%
Reduce Serious violence	Firearms Offences (includes all uses however excludes air weapons and bb guns)	75	77	2.7%
	Discharges of Lethal Barrelled Firearms (handguns, shotguns and rifles - not air)	8	6	-25%
	Presentations to ED with knife/sharp object assault injuries	106*	102*	-3.8%
Reduce Neighbourhood Crime	Recorded Burglary, Robbery, Theft of/from vehicle, Theft from person	16,146	15,200	-5.9%
Improve satisfaction among victims (focus on DA)	% Victims Satisfied (internal surveys)	70.4%	71.2%	+0.8%
	% DA Victims Satisfied (internal surveys)	84.9%	83.4%	-1.5%
Tackle Cyber Crime	Recorded Online/Cyber-enabled crimes	6,117	5,619	-8.1%

\* 12 months to end of March 2022 and 2023 as June's data isn't yet available

## Key Headlines

- **Serious Violence:** There were no confirmed discharges of lethal barrelled firearms this quarter. In recoveries of note, two shotguns were recovered from a vehicle in Carnforth, having been stolen from a trout fishery in Cumbria. Two homemade firearms were recovered in Blackpool during a house search following a neighbour dispute. There is a slight decrease in admissions for knife/sharp object assault injuries, which still remain below the 2020 level.
- **Homicide:** There have been 5 reported homicides during the quarter with 3 of these having been reported in June. Two were reported in each of West and South BCUs and one in East. In the majority of offences, the victim has been beaten/punched causing death. In the most recent incident, the victim (15 years old) was stabbed. In 4 of the offences, offenders have been charged and RIC to court. For the remaining offence, the offender is on police bail. Two of the offences can be attributed to drug supply/debt and one offence to domestic abuse. The remainder were random acts of violence.
- **Drugs Offences:** National data shows a 2% increase in Police Recorded Drugs Offences in Lancashire, when the year to April 2023 is compared against a pre-pandemic baseline. Nationally, there has been no change.
- **Neighbourhood Crime:** National data (to end of March 2023) shows Lancashire's change vs. the pre-pandemic baseline.
- **Victim Satisfaction:** Levels for DA victims and Overall victims show small variations, circa 83% and 71% respectively.

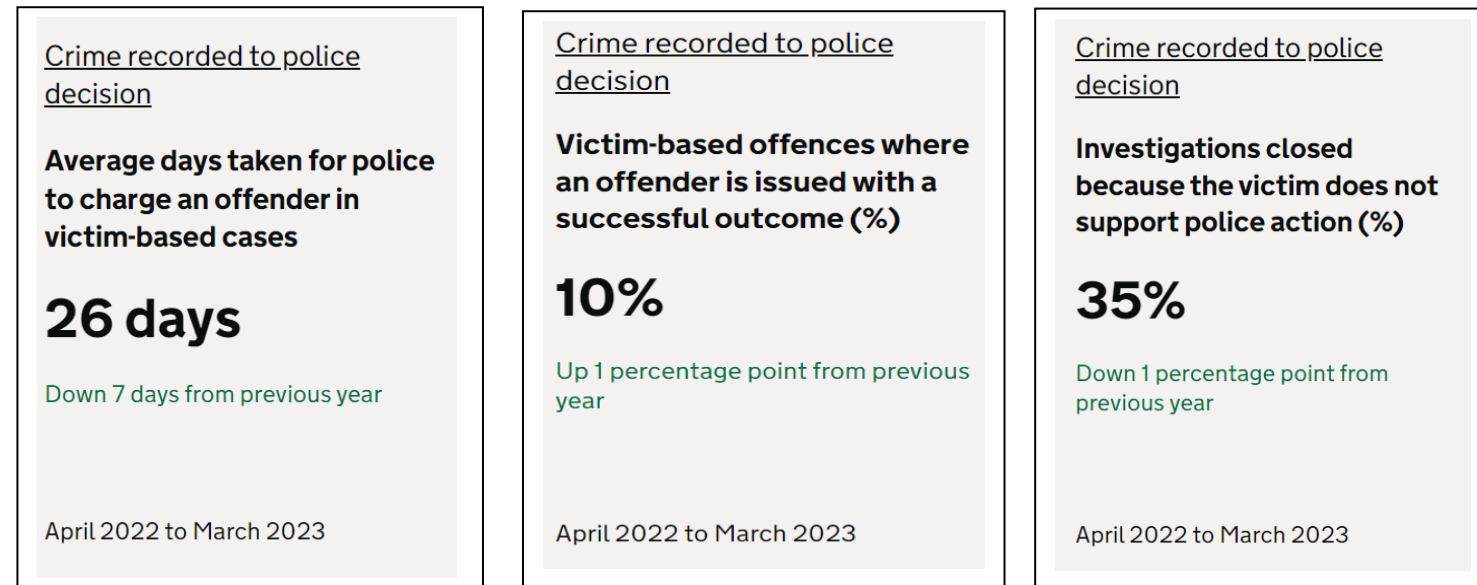
## National CJS Delivery Data

Data was updated in August 2023 to include Quarter 1 of 2023 (now representing data from April 2022 to March 2023).

### Key Headlines

#### All Crime

- The latest national data suggests **a further reduction in the timeliness of investigations for victims of crime**. Lancashire maintains to track below the national average, (44 days latest national figure, 26 days in Lancashire). Timeliness from Police referral to CPS charge for the North-West CPS area in April 2022 to March 2023 was 41 days, against a national average of 45 days. HMCTS data indicates that time from arrival at Crown Court to case completion has increased to 243 days, the national average standing at 248 days.
- The **percentage of positive outcomes for victim-based crime has increased slightly** to 10% and now exceeds the National average of 8%.

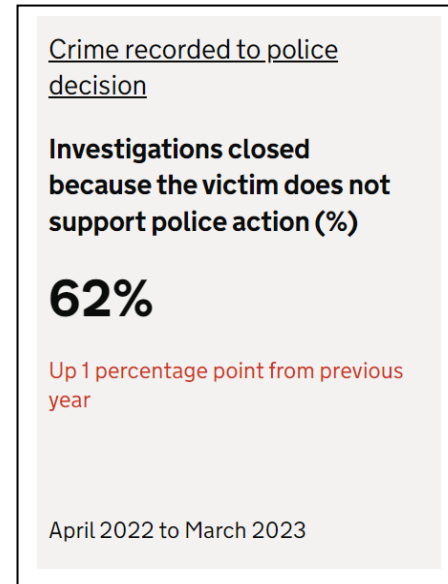
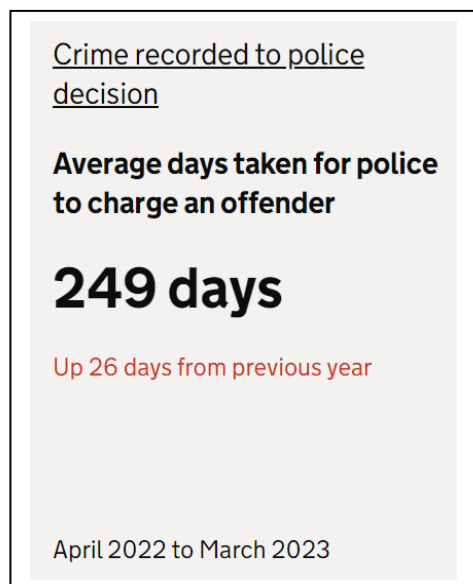


Rolling 12 month comparisons for Lancashire– All Crime

Source: [Criminal Justice System Delivery Data Dashboard - GOV.UK](https://www.gov.uk/government/collections/criminal-justice-system-delivery-data)

## Adult Rape

- Lancashire is **ahead of the National average in relation to investigative timeliness, in spite of an increase of 26 days on the previous year. It is equal in terms of positive outcome proportions** for adult victims of rape at 5%. The North-West CPS area is still ahead of the national position on time taken to authorise charge after police referral (119 days, National 142 days). Lancashire HMCTS data indicates that the time from a case arriving at Crown Court to completion has decreased to 446 days, the national average however is 371 days.
- The latest data shows a further increase in the number of suspects referred to CPS for early advice or a charging decision in Lancashire and the Constabulary is tracking ahead of 2016 levels, which are being used Nationally as a target.
- Lancashire remains at the national average for investigations closed because the victim does not support police action at 62%.
- Lancashire recorded a 3% decrease in the number of cases which resulted in either a completed trial or guilty plea (now at 91%), the National average being (86%) which has also decreased by 1%.



Rolling 12 month comparisons for Lancashire– Adult Rape

Source: [Criminal Justice System Delivery Data Dashboard - GOV.UK](https://www.gov.uk/government/collections/criminal-justice-system-delivery-data)

## Recorded Crime and Outcome Levels

### Year-to-Date comparison – All Crime

<b>1<sup>st</sup> April – 30th June</b>	<b>All crime total</b>	<b>Percentage change vs. previous year</b>
<b>2019</b>	37,812	-
<b>2020</b>	28,213	-25%
<b>2021</b>	34,451	+22%
<b>2022</b>	35,749	+4%
<b>2023</b>	32,946	-9%

- Overall, crime levels for April to June 2023 to date show a reduction on those from 2022, and still show a reduction against the pre-pandemic baseline.

### **Outcomes – Priority Crimes**

- The latest available national data (June 2022 to May 2023) – see below) shows the Constabulary continues to achieve greater proportions of positive outcomes than the North-West Regional and National averages across all priority crime types. We are also demonstrating higher proportions of positive outcomes on all but one category compared against the MSGs.

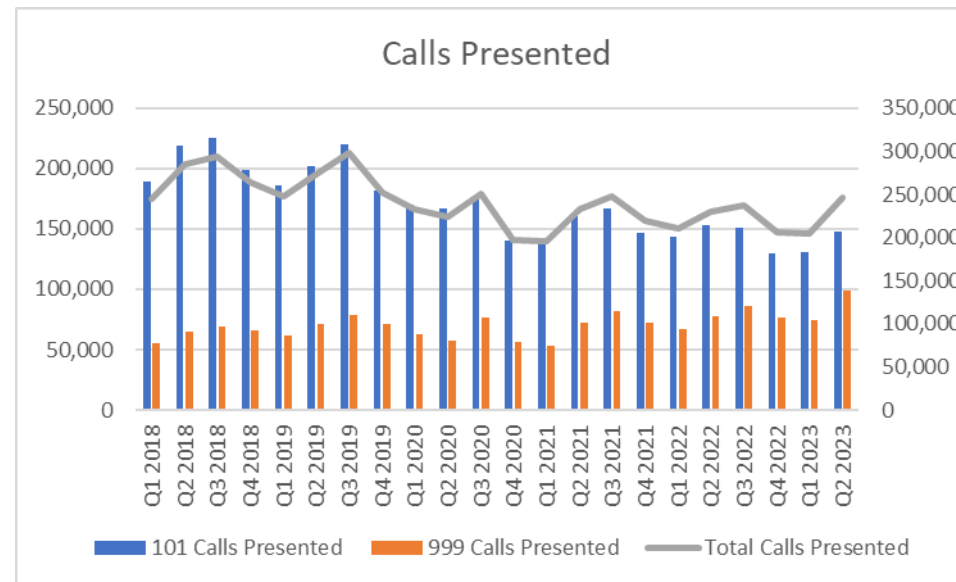
Crime Type	Lancashire
All Crime	13.6%
Burglary (All)	8.5%
Other sexual offences	12.9%
Rape	8.0%
Robbery of Personal Property	14.2%

## Police and Crime Plan Priorities

### Efficient and Effective policing

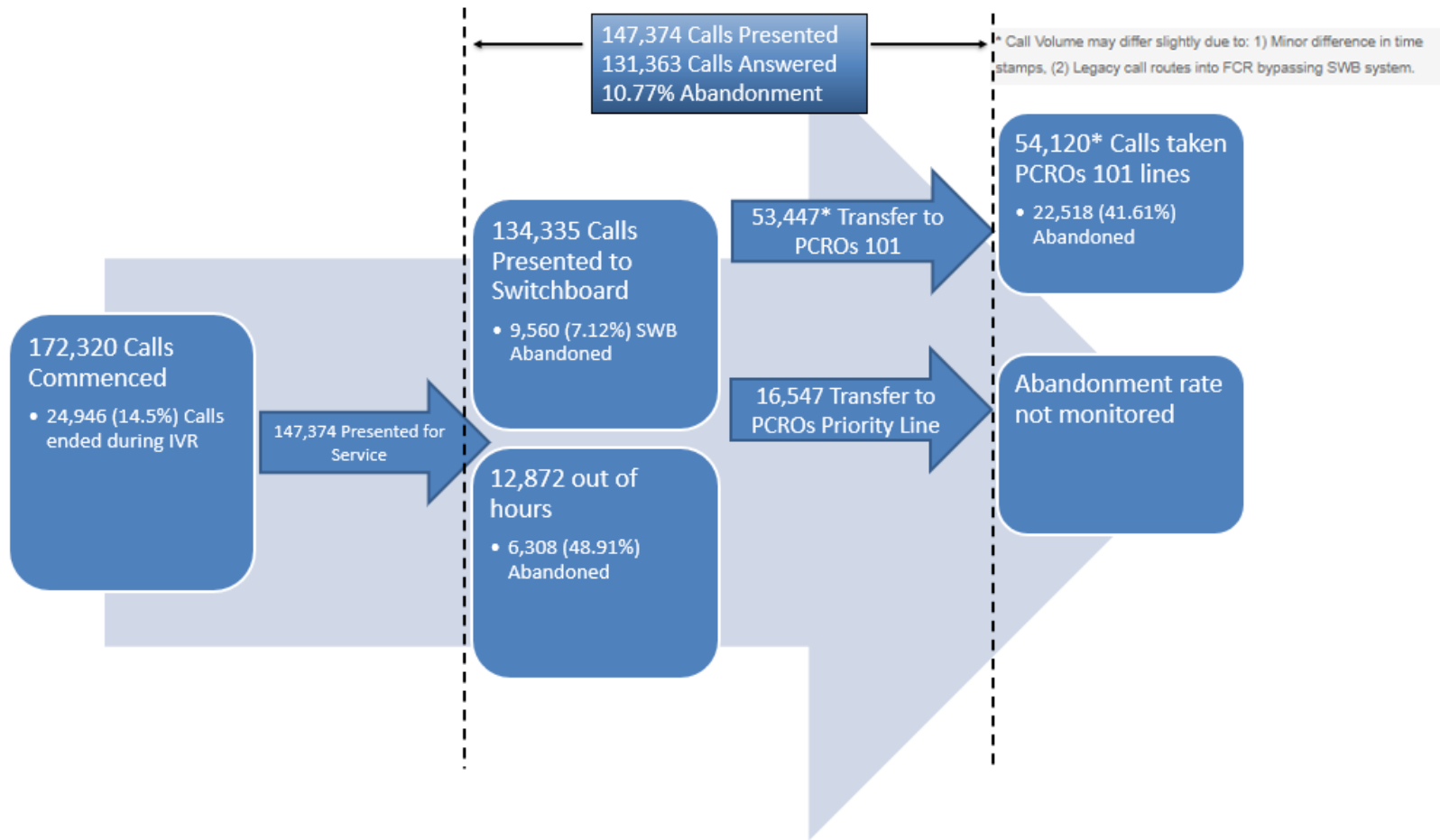
#### Key Headlines

- Call demand has risen in this quarter particularly 999 calls, this trend has been replicated nationally.
- This volume, however, remains lower than the equivalent period 2019.



Call volumes per month 2018 – present (total refers to right axis)

Source: FCR Live Dashboard



101 Call Flow Performance – April - June, 2023  
 Source: FCR Live dashboard, Power BI



- **101 abandonment rates:** The switchboard abandonment rate was 7.12% between April and June, an increase from 4.74% last quarter. The combined abandonment rate, which includes all hours (during switchboard operation and overnight, when Call Operators take 101 calls instead) was 10.77%, a slight increase from 10.03% in the previous quarter.
- The **101 Call Back Assist project** was successfully launched on the 27<sup>th</sup> June. Current delivery figures are presented below:

#### PCROs

Callbacks Delivered	373	96% of callbacks were delivered		
Average Queue Time	36mins			

#### FCMU (Force Crime Management Unit)

Callbacks Delivered	133	99% of callbacks were delivered		
Average Queue time	15mins			

- Recruitment into the part time rotas is underway and a part time PCRO intake have completed their training and are now answering live calls. Further recruitment is on-going to fill all the gaps on the rotas with a training course due to commence in August and November. The implementation of the logistics team has now been finalised and will be responsible for duty planning, recruitment, and ongoing quality improvement. These changes are expected to positively impact abandonment rates through improved staff coverage across all hours of the day.
- 999 Service levels for this quarter have been challenging given the increase in volume. Service levels for April at 91.6%, May 88.1% and June 84.7%, improvements on last year comparison at 79%, 75.8% and 66% retrospectively.

## Getting Tough on Anti-Social Behaviour (ASB)

### Key Headlines

- **ASB incident volumes continue to track below the previous financial year** (see below). It is worth noting that as well as a significant decrease on 2021/22 the figure also shows a slight decrease compared against 2019. Locations of concern have been in and around fast-food restaurants and supermarkets with moto and youth nuisance evident.

<b>1<sup>st</sup> April – 30<sup>th</sup> June</b>	<b>ASB Incident total</b>	<b>Percentage change vs. previous year</b>
<b>2019</b>	14,678	-
<b>2020</b>	30,706	+109%
<b>2021</b>	21,644	-30%
<b>2022</b>	15,387	-30%
<b>2023</b>	14,418	-6%










ASB Incidents Recorded – Lancashire, 2018/19 to present, for equivalent time period.

*Source: Responding Dashboard*

- ASB Awareness Week 3<sup>rd</sup> to 9<sup>th</sup> July – the Constabulary was represented at the ASB Awareness week launch event hosted by Resolve in Parliament on 3<sup>rd</sup> July
- ASB awareness week produced a great deal of activity across all BCUs including extensive engagement activity across the county. Additionally £75k worth of stolen roofing was recovered in Carnforth, three arrests made in a joint operation with Trading Standards and Immigration in Blackpool and an exclusion Closure order in Burnley.
- Operation Centurion was launched on 3<sup>rd</sup> July with an extensive internal and external comms campaign. Operation Centurion is the new name that brings together all the ASB work taking place across the Force. Lancashire Constabulary is one of 10 forces nationally to be awarded £2 million funding by the Home Office for high visibility hotspot policing. There will be ASB hotspot areas in each of our 14 districts which will benefit from this funding. 6 of these areas launched the operation on 3<sup>rd</sup> July. 8 more areas will launch in October this year.
- The ASB, Prevention and Problem Solving Command now has divisional officers working in the BCUs supporting the Operation Centurion Operations and supporting local staff with POP and civil enforcement. The number of civil orders which are secured in relation the ASB is expected to rise significantly.

- The Youth referrals scheme is being reviewed and relaunched force-wide in September with a view to identifying children/youths at an earlier age when they are becoming involved in ASB so that diversionary support/ enforcement can be put in place by all agencies.

**Disrupting and Dismantling Organised Crime**

PURSUING OFFENDERS: REDUCING THEIR CAPABILITY & FINANCIAL GAIN				
 <p><b>287</b> arrests <b>83</b> charges</p>	 <p><b>10</b> people convicted <b>43</b> years imprisonment</p>	 <p>13 orders obtained (10 Drugs/1 Money Laundering/2 Non NCS) 7 Orders enforced (5 Drugs/2 Non NCS)</p>	 <p><b>36</b> cash seizures (£256,843)</p>	<p><b>6</b> Major <b>50</b> Moderate <b>179</b> Minor <b>3</b> None Overall Disruption <b>238</b></p>
 <p><b>4</b> Firearms recovered <b>2</b> rounds of ammunition</p>			 <p><b>228.51</b> kg Class A drugs seized and <b>7.68</b> kg Class B seized &amp; <b>1941</b> Plants</p> 	
PREVENTING & PROTECTING SERIOUS ORGANISED CRIME				
<p>multi- <b>27</b> agency meetings held</p>	<p>Worked in <b>Partnership</b> with different agencies to prevent &amp; protect against serious &amp; organised crime</p>		<p><b>Prevent Initiatives</b> SOC Diversion (MASP) ROC &amp; Clear Hold Build (Fleetwood)</p>	<p><b>20</b> Adults Safeguarded <b>5</b> Children Safeguarded</p>

April - June 2023; Source: PAM system

## Key Headlines

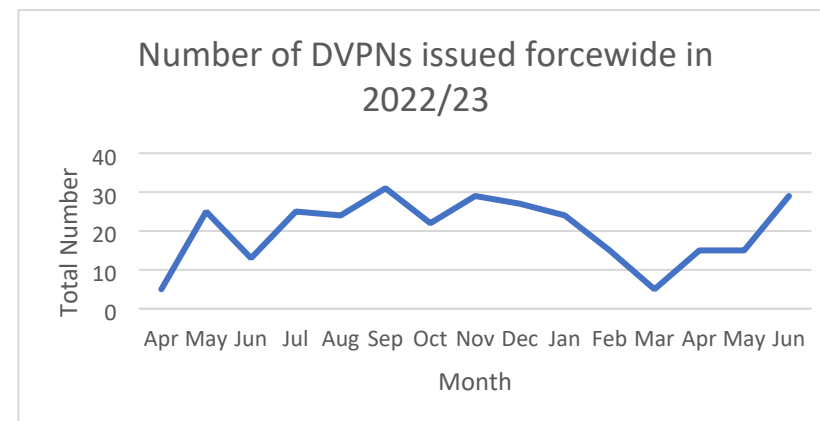
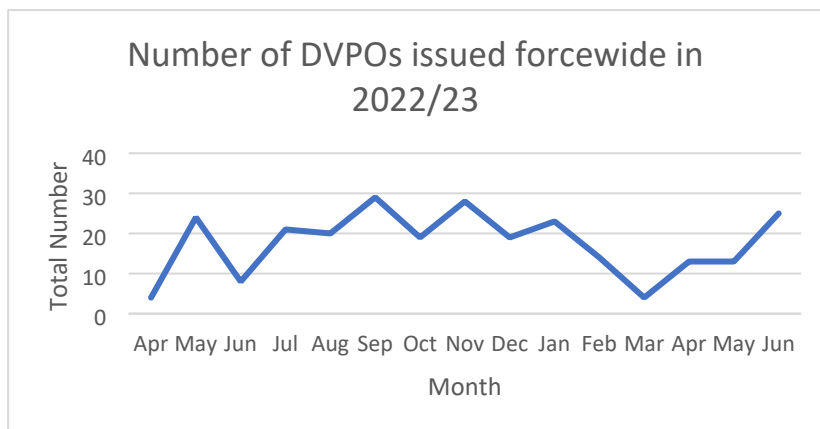
- **Operation Warrior (in support of national Operation Mille)** - Warrants executed at 24 premises where cannabis farms were identified. This resulted in 16 arrests and 6 detentions of foreign nationals by UK Immigration, cannabis plants seized with a street value of almost £1.5m, cannabis bush seized with street value of approximately £45k, and £70,000 in cash seized.
- **Operation Grassmount** – investigation in conjunction with West Yorkshire Police which resulted in the arrest of two persons in Blackburn, the recovery of Class A drugs worth more than £17m, and the seizure of £10k cash.
- **Clear, Hold, Build** - CHB provides a framework, based on a three-phase operating model, which has been designed to simultaneously tackle the threats from OCGs, local vulnerabilities exploited by them and the impact of individual and place-based harm they cause. Fleetwood has now been agreed as a CHB site. The newly appointed Chief Executive has been briefed is fully supportive of the CHB project. The partners launch date is to be confirmed in September.

## Tackling Domestic Abuse (DA) and Sexual Violence

1 <sup>st</sup> April – 30th June	DA Crime total	Percentage change vs. previous year
2019	5,086	-
2020	5,251	+3%
2021	6,484	+23%
2022	6,047	-7%
2023	5,335	-12%

### Key Headlines

- DA call volumes have continued to fall compared with the same quarter in the previous year.
- The proportion of **DA victims satisfied with the police service they received fell very slightly** – 83% for the 12 months to the end of June 2023.
- Recorded Rape and Other Sexual Offences in between April and June 2023 showed a 5% decrease compared with the same period in 2022.
- The inaugural VAWG scrutiny panel will take place on 19th July and this is comprised of a number of volunteers from the community, some with professional experience, some with academic experience and some who are retired and wanting to assist in keeping women safe within their communities. Work is ongoing through the Diversity, Equality and Inclusion team to do some proactive targeted recruitment in order to improve representation within the panel.
- The force is expected to return its action plan to the National Task Force for scrutiny by the 31<sup>st</sup> July. This will be completed by the required deadline.



DVPO	Apr	May	Jun	Jul	Aug	Sep	Oct	Nov	Dec	Jan	Feb	Mar	Apr	May	Jun
	4	24	8	21	20	29	19	28	19	23	14	4	13	13	25

DVPN	Apr	May	Jun	Jul	Aug	Sep	Oct	Nov	Dec	Jan	Feb	Mar	Apr	May	Jun
	5	25	13	25	24	31	22	29	27	24	15	5	15	15	29

- **Increases in the use of protective and preventative orders have resumed (see above). This may be linked to the new paperwork streamlining the process.** (see above).
- We have been selected as one of the seven forces to be inspected by HMICFRS on investigation, recording and actioning of stalking offences. This activity relates to a super-complaint submitted by the Suzy Lamplugh trust. Inspection activity is scheduled to run from Monday 31 July until Friday 11 August.
- A number of workstreams are being driven via the DA/Stalking Action Tracker including;

- Process for **SPOs** have now changed which should drive the use of SPOs. This process now includes utilising the civil orders team for processing the applications. The identification and eligibility still sits with BCU stalking SPOCs and Legal.
- New **GHT** for Stalking have been implemented on 19<sup>th</sup> July 2023 and are mandatory. This supports our Officers to maximise evidential opportunities and take decisive action to pursue perpetrators and protect victims.
- The **S-Dash** (the Stalking Risk Assessment) for non-domestic abuse related stalking incidents will also become mandatory. It will go live with the next Pronto update and work is ongoing to finalise a go live date for this. We will provide further information on this in due course. This ensures we understand the risk to victims of stalking and that all stalking incidents have risk assessments, allowing the correct support and referral pathways to be put into place for victims of stalking along with a clear pattern of behaviour to be recorded on CONNECT.
- 
- **Stalking week of action** - It is important we are recognising crimes where the impact is significant on victims, and can be life changing for some- stalking is one of them. During the week commencing 17th July, a week of activity is taking place across the force. This will incorporate training delivered online including victim experience, crime recording, investigation and digital media, a CPS input and safeguarding/prevention.



## **Cracking Down on Burglary and Robbery**

### **Key Headlines**

- All offence categories with the exception of Personal Robbery have decreased compared with the same period in the previous financial year. All offence categories including Personal Robbery remain at a lower volume than the same period in 2019 – see table below.

<b>1<sup>st</sup> April – 30<sup>th</sup> June</b>	<b>Burglary Business and Community Crime total</b>	<b>Percentage change vs. previous year</b>
<b>2019</b>	1,012	-
<b>2020</b>	658	-35%
<b>2021</b>	541	-18%
<b>2022</b>	804	+49%
<b>2023</b>	644	-20%
<b>1<sup>st</sup> April – 30<sup>th</sup> June</b>	<b>Burglary Residential Crime total</b>	<b>Percentage change vs. previous year</b>
<b>2019</b>	1,956	-
<b>2020</b>	1,401	-28%
<b>2021</b>	1,132	-19%
<b>2022</b>	1,272	-12%
<b>2023</b>	836	-34%
<b>1<sup>st</sup> April – 30<sup>th</sup> June</b>	<b>Robbery Personal Crime Total</b>	<b>Percentage change vs. previous year</b>
<b>2019</b>	316	-
<b>2020</b>	190	-40%
<b>2021</b>	228	+20%
<b>2022</b>	244	+7%
<b>2023</b>	258	+6%

<b>1<sup>st</sup> April – 31<sup>st</sup> March</b>	<b>Robbery Business Crime total</b>	<b>Percentage change vs. previous year</b>
<b>2019</b>	24	-
<b>2020</b>	10	-58%
<b>2021</b>	13	+30%
<b>2022</b>	22	+69%
<b>2023</b>	21	-5%

### **Residential Burglary**

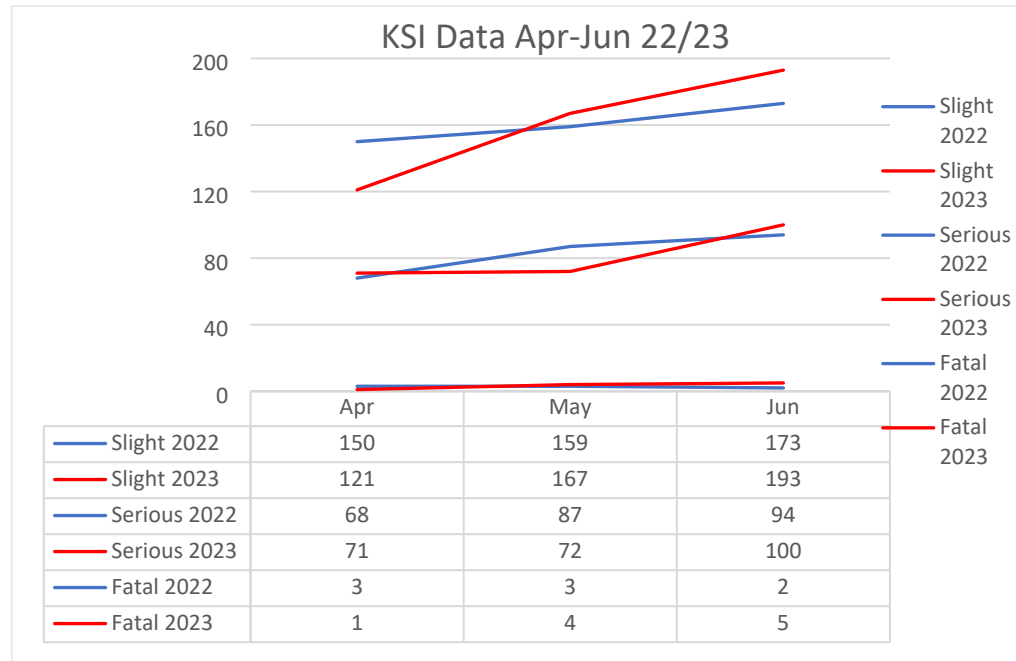
- Consistent improvement in outcomes at 10.25% (April-June 2023). This is compared to 5.5% for the same period last year. (Taking into account changes in HOCR for Residential Burglary brought in April 2023, the same period last year saw in the region of 8% outcomes).
- The new Investigations TOM model will see a consistent approach to resourcing across each of the 3 BCU's that will enhance investigative capability leading to improved outcomes.
- Lancashire is engaged with the College of Policing in developing guidance on the response to, and investigation of residential burglary offences with a national meeting in mid-July to develop a Burglary Doctrine of national best practice.
- Forensic Footwear development - continued development of a digital solution to the taking of footwear impressions from suspected offenders to enable swifter comparison of footwear impressions taken from crime scenes to enable. This will be trialled in one division before reviewing for force wide roll out.

### **Personal Robbery**

- Development of the Crime Allocation Policy has provided a consistent approach to robbery investigation involving detective supervisory oversight identifying opportunities to improve outcomes.
- Outcomes for robbery have significantly improved with April-June 2023 seeing 12.4% outcome rate compared to 9.8% in the same period last year.

## Targeting Dangerous Drivers

### Key Headlines



*Source: Internal data and Collision Reporting and Sharing System- CRaSH*

- KSI data shows an overall 9% decrease in RTCs from Jan-Jun 2023 in comparison to the same period in 2022.
- There have been notable increases in enforcement, particularly against ASB driving (leading to s59 seizures), with an increase of 52% from Apr-Jun 2023 compared to Apr-Jun 2022. Excess speed (30mph) enforcement has also seen an increase of 70%, and arrests for impaired driving continue to show increases as officers maintain their focus on Fatal 5 offences. Notably, the use of recently issued

essential tools such as Tintman light meters continues to rise – quarterly data shows an increase of 82% between Jan-Mar 2023 and Apr-Jun 2023.

- TORs issued by Specialist Operations officers have increased by 111%.

	Mobile Phone	Excess speed (m/way)	Excess speed (30mph)	Seatbelt	Tyres <1.6mm	Insufficient transmission of light	s59 - Ops data only	Impaired arrests - Ops only
■ Apr-Jun 22	187	137	126	231	25	37	296	308
■ Apr-Jun 23	165	124	215	213	18	175	450	357

■ Apr-Jun 22 ■ Apr-Jun 23

- **Operation Virage** continues to provide excellent results in tackling impaired drivers. Between Apr-Jun 2023 there have been 100 positive outcomes, including 58 arrests, 21 vehicles seized and 21 TORs issued. At the beginning of July 2023, there were 338 Virage targets of which 67 graded Red, 94 Amber and 177 Green.
- **Operation Sawfish** (engagement and enforcement) and **BikeSafe** (rider improvement scheme) continue to run throughout Summer 2023 with officers patrolling key hotspot locations and bike meet areas in order to reduce motorcycle casualties, especially those killed or seriously injured. Rider error continues to be significant contributory factor in this collision type.
- **Op Snap** – Since October 2021, there have been 4,693 digital submissions of moving traffic offences from the public and 58% of these have been actionable. In that time 2,446 NIP/172 letters have been sent out to the last known keepers. So far 1,713 have been completed of which 480 (28%) booked and attended a driver retraining course, 589 (34%) complied with a conditional offer of fixed penalty, 454 (27%) were issued with proceedings in the Magistrates’ Court and 190 (11%) being cancelled for a variety of reasons which includes insufficient evidence, driver identity, cloned plates, etc. The Safer Roads Unit currently employs 4 part-time OpSnap Investigation Officers who assess submissions; now they are Police Staff we are providing additional CPD and training to extend the scope of the duties, including upgrading files for court matters and making further enquiries where motorists have failed to respond to the requirement to provide driver details.
- **Officer Issued Notices** – 3,812 for the second quarter of 2023 compared to 3,339 to the same time in 2022 (+14%). This is largely a result of the TPO training from late 2022 which means more officers able to recognise a wider range of traffic offences.